

Warning

Read these instructions.

Keep these instructions.

Heed all warnings.

Follow all instructions.

Install in accordance with the manufacturer's instructions.

Do not block the openings on the speaker cabinets, never push objects into speaker vents or slots because of fire or electric hazards, Please insure reasonable space around the speakers for proper ventilation.

Do not install near any heat sources such as radiators, heat registers, stoves, or other apparatus (including amplifiers) that produce heat.

Only use attachments/accessories specified by the manufacturer.

- Do not place near any form of open flame source, such as lighted candles, on the apparatus.

Refer all servicing to qualified service personnel.

Welcome:

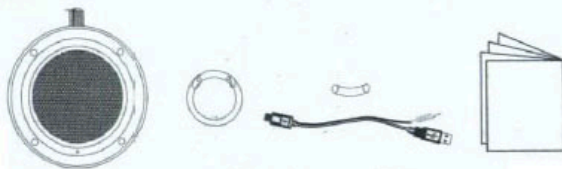
- Divoom Voombox-Travel is an ultra-portable wireless Bluetooth speaker with microphone. Rugged, splash resistant design makes it a good choice for outdoor lovers. Latest 4.0 Bluetooth technology lets you wirelessly stream audio from tablets, smart phones, and other Bluetooth-enabled devices.

Package contents:

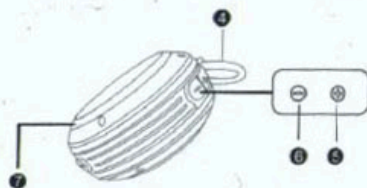
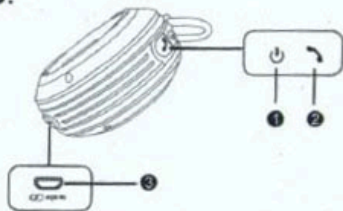
1 pc of Voombox-travel

1 pc of Single cable for battery charging and auxiliary input

1 pc of user Manual



Parts:



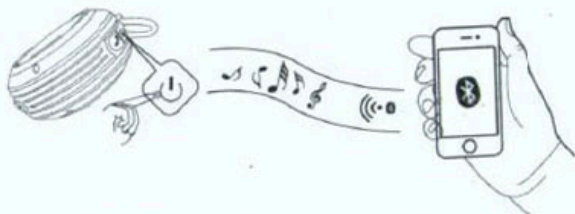
1. On/off Power
- 2 Multifunction button
3. USB recharging port

4. Metal Loop
5. Volume"/prev button

6. Volume "+"/next button
7. speaker unit

How to use it?

Listen to your Bluetooth-enabled music player:




1. Turn on the speaker by long pressing the on/off power, then the blue LED Indicator starts blinking quickly, enter pairing mode
2. Open the Bluetooth function in your device and searching Bluetooth devices
3. Select the Voombox-travel from the list of discovered Bluetooth devices and they are paired!
4. Flip the "Multifunction button" to pause your music.
5. Short press the "-" / "+" to adjust the volume
6. Long press the "-" / "+" for prev and next songs

Did you know?

You can switch your current connected device to another Bluetooth device by following steps

Action: Long press "Multifunction button" Indicator: Blue LED blinking blue rapidly
Status: Ready to pair

Take Calls / Reject Calls

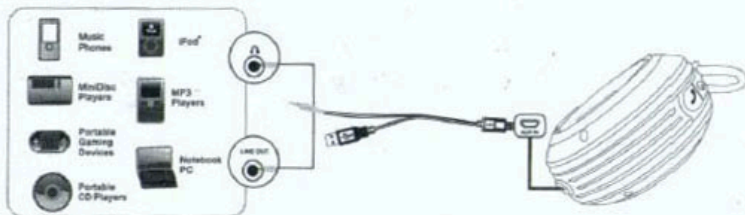


Press the Multifunction button to pick up an incoming call.

OR

Press and hold the Multifunction button for 2 seconds and release to reject an incoming call

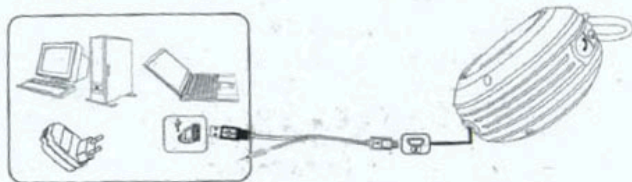
Listen to your non-Bluetooth-enabled audio device



1. Insert one end of USB connector into the charging port of Voombox-travel (The Single cable for battery charging and auxiliary input included)
2. Insert the 3.5mm audio connector into your audio device directly.
3. Turn on your audio device and start the music playing.
4. Adjust the volume in your audio device.
5. Enjoy your favorite music.

How to charge it up?

Standard USB rechargeable jack compatible to all PC USB ports and AC adaptors



Notice:

Charging

Solid Red LED

Fully charged

Red LED disappear

Features:

1. Wirelessly stream audio to the speaker from any Bluetooth-equipped device
2. A passive radiator generates impressive bass for its size
3. Rugged design, splash resistant, and built for the outdoors
4. Built-in Li-ion battery provides up to 6-hour of playback time
5. Powerful Built-in microphone for hands-free calls

Specification:

Dimensions: 45R x 45H mm

Net Weight: 312g

Driver size: 2" full range + 2" passive radiator

Output power: 4W

Frequency Response: 100-20000Hz

Signal-to-Noise Ratio: ≥ 75 dB

Playback Time: Up to 6 hours

Battery Capacity: 550mA

Bluetooth compliant: Bluetooth V4.0

Wireless range: Up to 10 meters

This device complies with Part 15 of the FCC Rules. Operation is subject to the following two conditions: (1) this device may not cause harmful interference, and (2) this device must accept any interference received, including interference that may cause undesired operation.

changes or modifications not expressly approved by the party responsible for compliance could void the user's authority to operate the equipment. NOTE: This equipment has been tested and found to comply with the limits for a Class B digital device, pursuant to Part 15 of the FCC Rules. These limits are designed to provide reasonable protection against harmful interference in a residential installation. This equipment generates, uses and can radiate radio frequency energy and, if not installed and used in accordance with the instructions, may cause harmful interference to radio communications. However, there is no guarantee that interference will not occur in a particular installation. If this equipment does cause harmful interference to radio or television reception, which can be determined by turning the equipment off and on, the user is encouraged to try to correct the interference by one or more of the following measures:

- Reorient or relocate the receiving antenna.
- Increase the separation between the equipment and receiver.
- Connect the equipment into an outlet on a circuit different from that to which the receiver is connected. Consult the dealer or an experienced radio/TV technician for help